

Date May 25, 2018

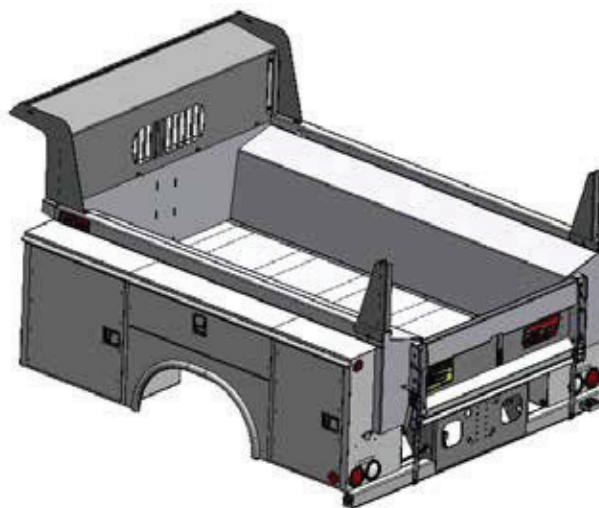
## Dealer Price Sheet

### TC-300 COMBINATION SERVICE/DUMPER

P/N	Truck C.A.	Floor Width	Inside Body Length	Inside Body Depth	Inside Body Capacity	Storage Cabinet Capacity	Weight	List Price
<b>D1-00024</b>	60"	48.5"	108.5"	23.5"	3.0 Cu.Yd.	64 Cu.Ft.	2,638#	<b>\$19,200</b>

#### Standard Features:

- 10 Ga, A-60 Galvanneal dump body
- Factory wiring harness
- Hoist & base frame primed & painted
- Pre-assembled body, hoist, base frame
- 3 Stage chromed telescopic cylinder
- Bucher© electro-hydraulic power unit mounted in cabinet
- Multiple height pintle hook location\*
- 2 Trailer plug mounting loc's provided
- Safety chain keyslots
- Step & handhold for easy bed entry
- Outboard-operated safety prop
- "Dump Bed Raised" dash light
- Removable 18" rear corner standards
- Storage cabinets pre-drilled for mounting
- Stone shields on cabinet fronts
- Tailgate opens top or bottom
- LED S.T.T., clearance, marker & ID lights
- Bolt on Cab guard with laser-cut window
- Cab guard pre-drilled for roll-up tarp



- 12" Cab guard shelf, stores optional tarp
- Premium galvanneal side compartments w/ shelves & rubber bulb-type door seals
- Single handle top-drop tailgate operation

WARRANTY --1 YR - DUMP BODY; 5 YRS COMPARTMENTS



Date May 25, 2018

# **ZEUS Dealer Price Sheet**

## **TC-400 Series Aluminum Dump Bodies**

P/N

LIST PRICE

---



---



---



---

**For Pickups (DRW)**

10,400 lb hoist cap.; For 56" C.A. veh, 12,000 to 15,000 lb gvwr; 6" Longsill; 1.25" Floor Plank; 3-4YD Cap; Wt- 1450 lbs

**TC-420 designed for Ford Mounting -60" CA & 47.5" AF**

**D1- 04906 TC-420 96" X 9'-4" Rigid Sides, Std. Ht, ¼ Cabguard \$10,323.00**


21,400 lb hoist cap.; For 60" C.A. veh, 14,000 to 19,000 lb gvwr; 7" I-Beam Longsill; 2.375" Floor Plank; 3-4YD Cap; Wt- 1690 lbs

16,600 lb hoist cap.; For 84" C.A. veh, 14,000 to 19,000 lb gvwr; 7" I-Beam Longsill; 2.375" Floor Plank 4-5YD Cap; Wt- 1850 lbs

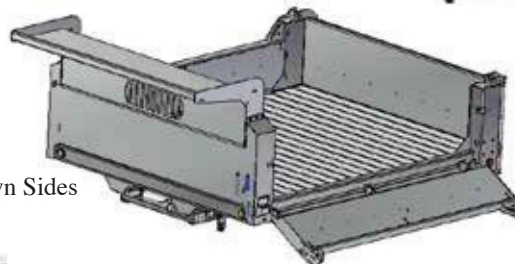
### **STANDARD FEATURES – ALL ZEUS MODELS**

- Standard Height cabguard has 53" clearance from top of frame to underside of cabguard. Optional Tall cabguard has 63" clearance from top of frame to underside of cabguard.
- Floor and Longsills Constructed of 6061-T6 Heat Treated Alloy Aluminum
- No Assembly Required
- No Painting Except Touch-up
- No Welding Required
- Monarch™ Double Acting Power Unit
- Battery Cables & Re-settable Circuit Breaker Installed
- Painted Shear Plates & Stainless Steel Hardware Included
- Side Ht 16.5"; Tailgate Ht 22.5" - Permanent or Drop sides
- 50° Dump Angle
- LED Marker lights with harness installed
- "Body-up" Switch Installed
- Stainless Steel Hardware
- White TruckCraft Logo Mudflaps
- Two Year Factory Warranty

TC-410  
Rigid Sides  
Shown



TC-420  
w/ Dropdown Sides







Date May 25, 2018

**CHAMFERED  
 CORNER  
 GOOSENECK  
 FLATBEDS**

# LYNX & LYNX PLUS

## Dealer Price Sheet

### TC-505 GOOSENECK TOW-BODY - DRW ONLY

#### USE YOUR EXISTING TOW BALL

#### COMPLETE WITH OUR TOW BALL

LYNX P/N	Retail Price	Weight LBS.	LYNX PLUS P/N	Retail Price	Weight LBS.	Truck C.A.
D1-05315 + (W" x L")			D1-06074 + (W" x L")			
D1-05315 96 x 113.5	\$4,689.00	499	D1-06074 96 x 113.5	\$5,445.00	735	60"
D1-05315 96 x 138.5	\$5,234.00	578	D1-06074 96 x 138.5	\$5,990.00	829	84"
OPTION:			MOUNT KIT FOR LYNX PLUS - INCLUDED			
P/N	DESCRIPTION	RETAIL				

#### STANDARD FEATURES - all *Lynx* & *Lynx PLUS* MODELS

20"x20" Trapdoor lays flat – Center of door located approximately 1.5" in front of axle centerline-consult factory for other locations available.

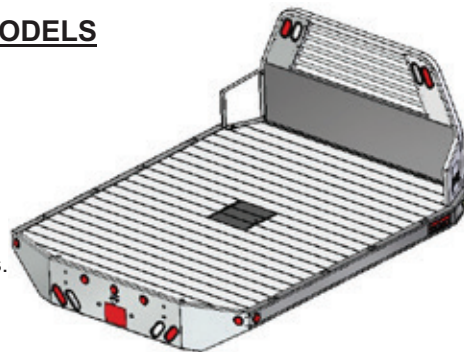
Or, in lieu of trapdoor above - 32"Wx30"L framed 5<sup>th</sup> wheel opening (no doors or bottom plate).

Bulkhead (40" H) is bolt-on, w/window protection, LED Light Kit w/wiring Harness.

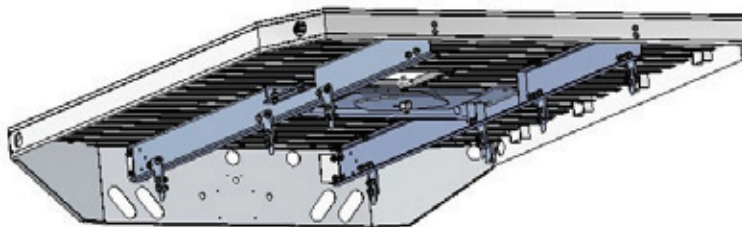
LED Marker lights w/harness.

Replaceable tailboard with LED stop/tail/turn & license i.d. light, w/harness.

Lined Stake Pockets provided in top rails.



All *Lynx* models are built with standard aluminum 4" "C" channel stringer with a 34" wide spacing. Order mounting hardware kit **B2-01216** for std *Lynx*



All *Lynx PLUS* models are built with 6.25" Steel "C" channel stringers(Except 103.5" = 4" longills) that can be moved to 34, 38 or 42" wide spacing. Deck is shipped with 30K Lb. tow ball and mounting plate installed. Eight mounting plates and hardware are **included** for mounting to truck frame.

**Note:** Deck will be shipped with a 34" stringer width unless specified otherwise.

